



How To Adult:


Your guide to getting from college to career

FRESHMAN YEAR







Freshman Year Timeline



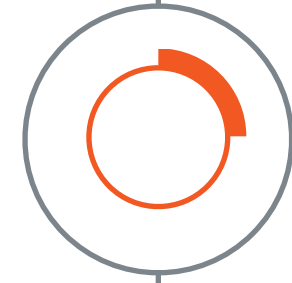
1. Move-in




2. Orientation



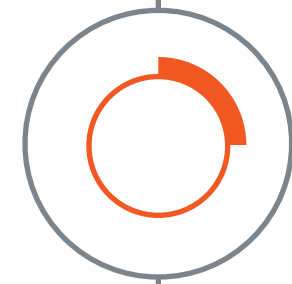
3. Make friends




4. Visit your advisor



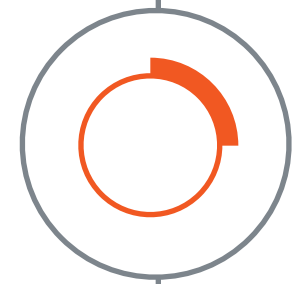
5. Transition into college academics




6. Take interesting classes



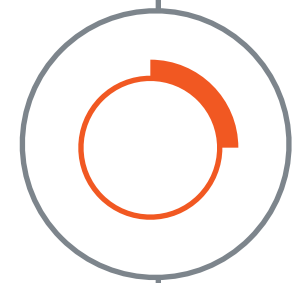
7. Form a study routine




8. Set personal and academic goals



9. Attend club fair and join an organization



10. Learn about yourself



11. Create a resume

Freshman Year

Your Goals: Transition from high school to college

Leaving the comfort of home can be a scary yet exhilarating experience. It's important to make yourself comfortable with your new surroundings before you dive into the school year.

Your Concerns: Independence

Gaining that much-craved independence seems less glamorous when you realize you're officially in charge of your own survival.

Your Wants: Find a community

You're at a new school in a new town, and your first order of business is to make new friends! Feeling like you're part of a tight-knit community will be one of the most rewarding aspects of your college career, so getting out there and meeting new people should be a priority at this stage.


Your Challenges: Putting yourself out there

Starting college is daunting: you may not know anyone, you're in unfamiliar surroundings, and you're really on your own for the first time! Channel that fear of the unknown and challenge yourself to talk to a classmate, or join a club around a topic that interests you.

Your Main Values: Taking advantage of it all

College exposes you to so much: freedom, new people, ideas, learnings and experiences. Freshman year is your opportunity to soak in as much variety as you can – over time you'll narrow down your interests and start developing your major, minor, and eventually, career!


Move-In



Moving day is something every student looks forward to. Follow these tips to **help you prepare** for your day:


- Dorm essentials
 - Purchase command strips and hooks
 - Stock up on cleaning supplies
 - Use storage bins
- Packing
 - Check your school website for move-in policies
 - Pack light with seasons in mind
 - Have a business-casual outfit on hand – you'll need it
- Roommates
 - Get in touch with your future roommate
 - Decide who is bringing what in terms of shareable items
 - Coordinate what times you will be moving in

Orientation




Orientation may sound like a lame obligation, but it's actually a great opportunity to learn almost everything **you need to know** before starting classes, and a great way to make new friends. As obnoxious as name tags are, and as uncomfortable as ice-breakers can get, orientation is a must-go.

Make Friends




Don't be picky! This is your opportunity to make new friends. Go into college with a friendly and open mind – be nice to everyone you meet, and be as inclusive as possible.

Visit Your Advisor




Take advantage of your academic advisor! Advisors work with every department on campus to offer resources to their students. They also assist students in class planning, major and minor selections, and career and internship opportunities.

Transition Into College Academics




College teaching styles and academic demands **are much different** than high school. Many freshman courses move at a fast pace and are taught in large lecture-style classes. Make sure you don't get left behind.

Take Interesting Classes



In college, you can finally take classes simply for the sake of learning. **Engage yourself** with new material, follow your instincts, and use this opportunity to soak up as much knowledge as you can.

Form A Study Routine



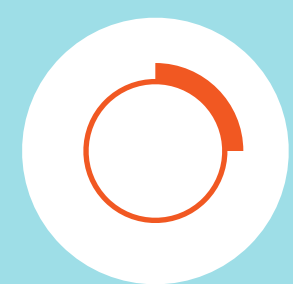
Self-discipline is a must in college. Many college students aren't as successful as they could be because they get distracted from what's most important – academics. You'll need to develop a study habit, so figure out **what works best** for you and stick with it.

Set Personal & Academic Goals




A key skill in achieving success at any age is learning how to set goals. **Identify your short- and long-term goals** and put them into writing. Think about what you'd like to accomplish, skills you'd like to hone in on, and what connections you'd like to make during your college career.

Attend Club Fair & Join An Organization




The club fair on campus is an opportunity to learn about and join an organization you never thought you'd be interested in. Students who **get involved** in college will generally meet others with the same interests, find their niche on campus, and become more well-rounded.

Learn About Yourself



College is a time for finding yourself. It throws you into a **whole new world**, with new people, new responsibilities, and new opportunities. Embrace it and discover who you are and who you want to be.

Create A Resume



Though you may not have a ton of experience yet, now is the time to start thinking about your first resume. You can start creating your resume by **signing up for Orangenius**, which gives you an easy-to-follow template for filling in your professional experience. You can also find resources for structuring it on Creative Circle's **Resume Guide**.

Keep Learning

If you want more tips like those featured in this guide, check out our blogs for articles on the job search, career development and the creative lifestyle!

Artrepreneur by Orangenius:


<https://artrepreneur.com>

Our Notebook by Creative Circle:

<http://www.creativecircle.com/blog>

And don't forget to review each of our year-by-year college resource guides throughout your time in school. **Find them at:** <https://www.creativecircle.com/blog/college-resource-guides/>.

See you next year!



02

See numbers on left to refer back to Tip within Guide.

03

<https://artpreneur.com/art-student-communication/>

<https://artpreneur.com/marc-zegans-working-artist/>

<https://artpreneur.com/art-career-resource-center/>

<https://artpreneur.com/artist-cv-layout/>

11

<https://www.creativecircle.com/blog/resume-guide/>

<https://www.creativecircle.com/blog/resume-basics/>

<https://www.creativecircle.com/blog/using-your-resume-to-begin-a-conversation/>

<https://www.creativecircle.com/blog/resume-tips-whats-hugely-important/>

<https://www.creativecircle.com/blog/five-resume-typography-mistakes/>

<https://www.creativecircle.com/blog/resume-tips-infographics/>

11



See numbers on left to refer back to tip within Guide.

02

Four Communication Skills Every Art Student Should Master

03

A Creative Career Coach Outlines a Strategy for the Working Artist

Art Careers Can Start at Your College's Career Resource Center

11

How Should I Structure My Artist CV Layout?

11

Resume Guides

Resume Basics

Using Your Resume To Begin A Conversation: 4 Ways To Get Noticed

Improve Your Resume: What's Hugely Important

Five Typography Mistake That Prevent Your Resume From Being Read

Improve Your Resume: Make It Visual



